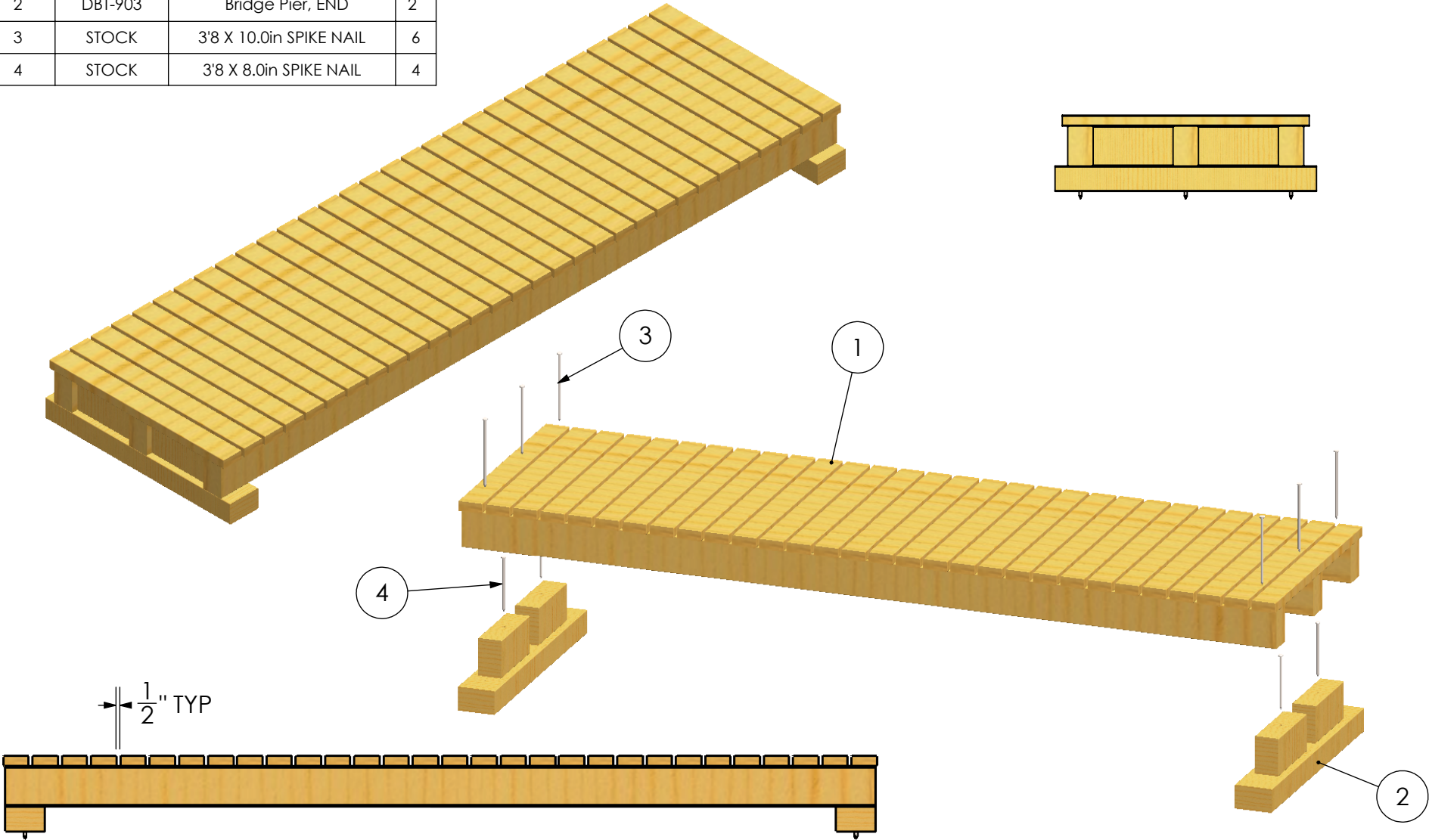
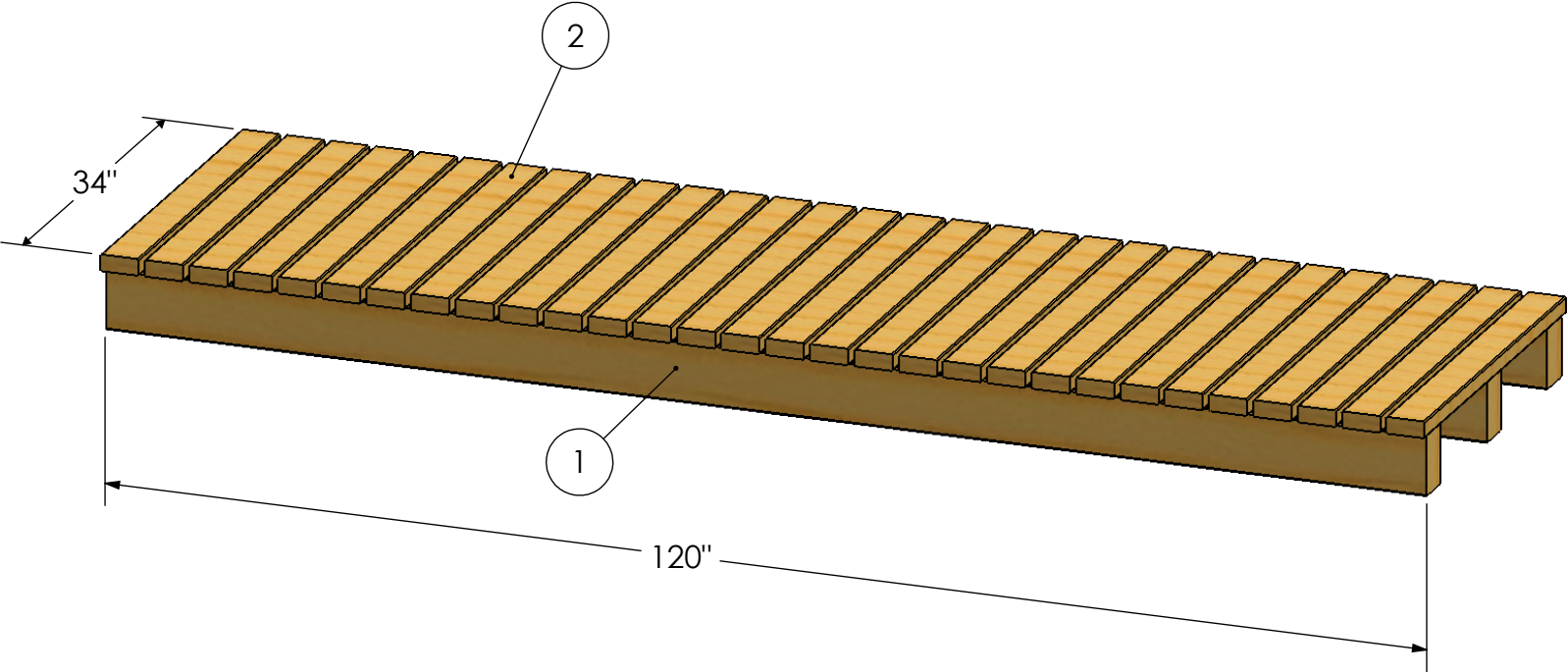


ITEM NO.	PART NUMBER	DESCRIPTION	QTY.
1	RCE-901	Trail Pittsburgh Bridge	1
2	DBT-903	Bridge Pier, END	2
3	STOCK	3/8 X 10.0in SPIKE NAIL	6
4	STOCK	3/8 X 8.0in SPIKE NAIL	4



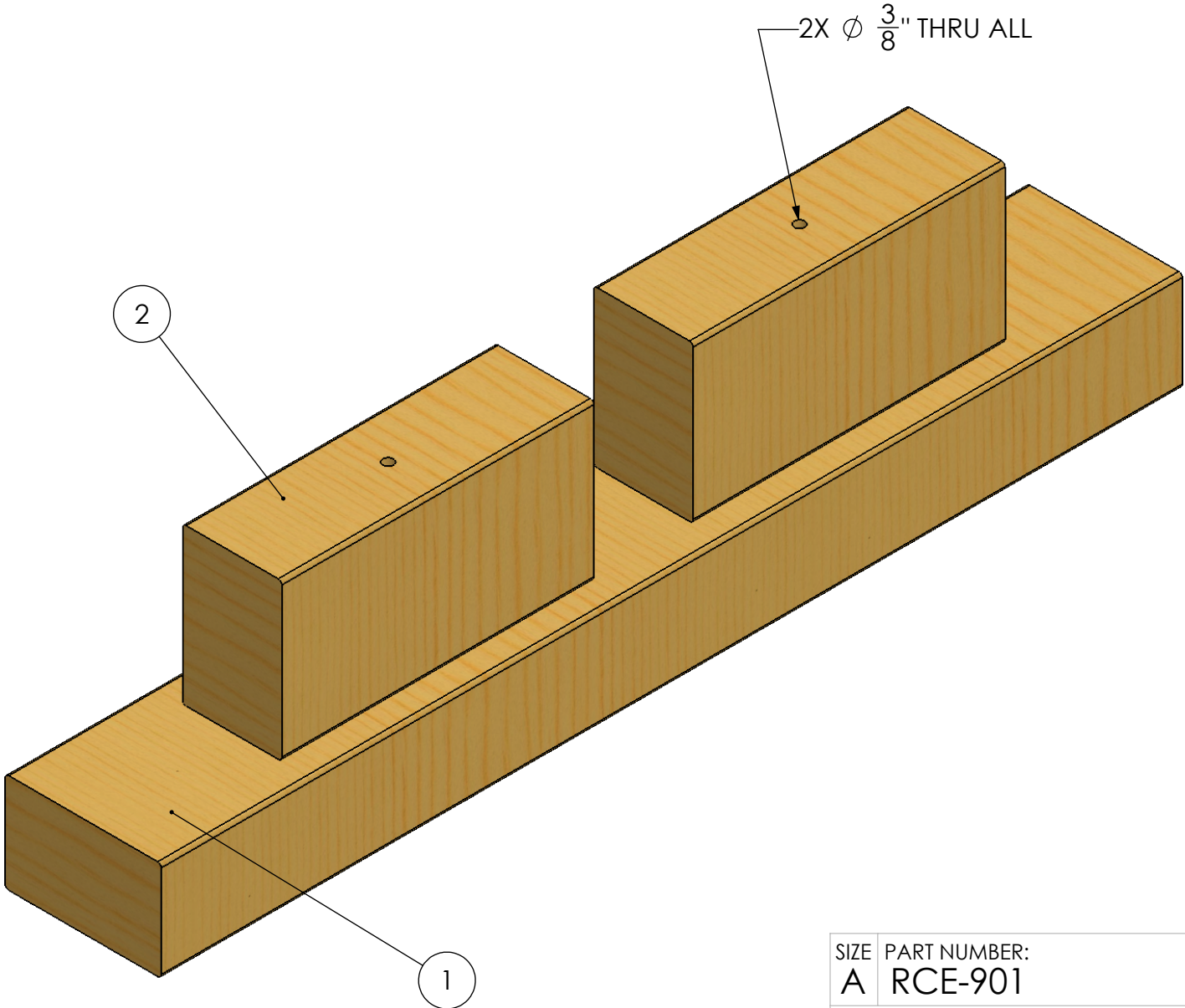
Trail Pittsburgh		Trail Pittsburgh 8-12 ft Bridge Asm		
PITTSBURGH, PA				
DRAWN BY:	J. SCHEIFFLEE	SIZE A	PART NUMBER: RCE-901	REV
CREATED:	9/9/2018			A
UNLESS OTHERWISE SPECIFIED				
DIMENSIONS ARE IN INCHES TOLERANCES: ANGULAR: MACH ± .5 DEG ONE PLACE DECIMAL ± .05 TWO PLACE DECIMAL ± .01 THREE PLACE DECIMAL ± .005		MATERIAL Pressure Treated Wood	FINISH SEE NOTES	DO NOT SCALE
125		THE INFORMATION CONTAINED IN THIS DRAWING IS THE SOLE PROPERTY OF JUSTIN SCHEIFFLEE. ANY REPRODUCTION IN PART OR AS A WHOLE WITHOUT THE WRITTEN PERMISSION OF JUSTIN SCHEIFFLEE IS PROHIBITED.		SHEET 1 OF 3

ITEM NO.	QTY.	DESCRIPTION	LENGTH
1	3	4 X 6 STRUCTURAL LUMBER	120"
2	30	2 X 4 STRUCTURAL LUMBER	34"



SIZE A	PART NUMBER: RCE-901	REV 0
TrailPGH 8-12 ft Bridge Asm		DO NOT SCALE
THE INFORMATION CONTAINED IN THIS DRAWING IS THE SOLE PROPERTY OF JUSTIN SCHEIFFLEE. ANY REPRODUCTION IN PART OR AS A WHOLE WITHOUT THE WRITTEN PERMISSION OF JUSTIN SCHEIFFLEE IS PROHIBITED.		SHEET 2 OF 3

ITEM NO.	QTY.	DESCRIPTION	LENGTH
1	1	4 X 6 STRUCTURAL LUMBER	36"
2	2	4 X 6 STRUCTURAL LUMBER	11"



SIZE	PART NUMBER:	REV
A	RCE-901	0
TrailPGH 8-12 ft Bridge Asm		DO NOT SCALE
<small>THE INFORMATION CONTAINED IN THIS DRAWING IS THE SOLE PROPERTY OF JUSTIN SCHEIFFLEE. ANY REPRODUCTION IN PART OR AS A WHOLE WITHOUT THE WRITTEN PERMISSION OF JUSTIN SCHEIFFLEE IS PROHIBITED.</small>		
SHEET 3 OF 3		